

Data Collection on Organic Farming World-Wide

- Bàrbara Baraibar, FiBL
- Presentation prepared for BioFach, 17.2.2006

Baraibar, Bàrbara (2006) The World of Organic Agriculture: Statistics and Emerging Trends 2006: Data Collection on Organic Farming World-Wide. Presented at: *BioFach Congress 2006*, NürnbergMesse, Nuremberg, Germany, 16.-19.2.2006. <http://www.orgprints.org/7253>

Challenges of the data collection

	Countries that provided data	Countries that provided no data	Total countries	% of countries that provided data
Africa	25	31	56	45 %
Asia	29	19	48	60 %
Australia / Oceania	3	9	12	25 %
Europe	39	4	43	91 %
Latin America	23	10	33	70 %
North America	2	0	2	100 %
Total	121	73	194	62%

Data classification

- **Main land uses (FAO classification):**

- Arable land

- Permanent crops

- Permanent pastures

- Forests and wild collection

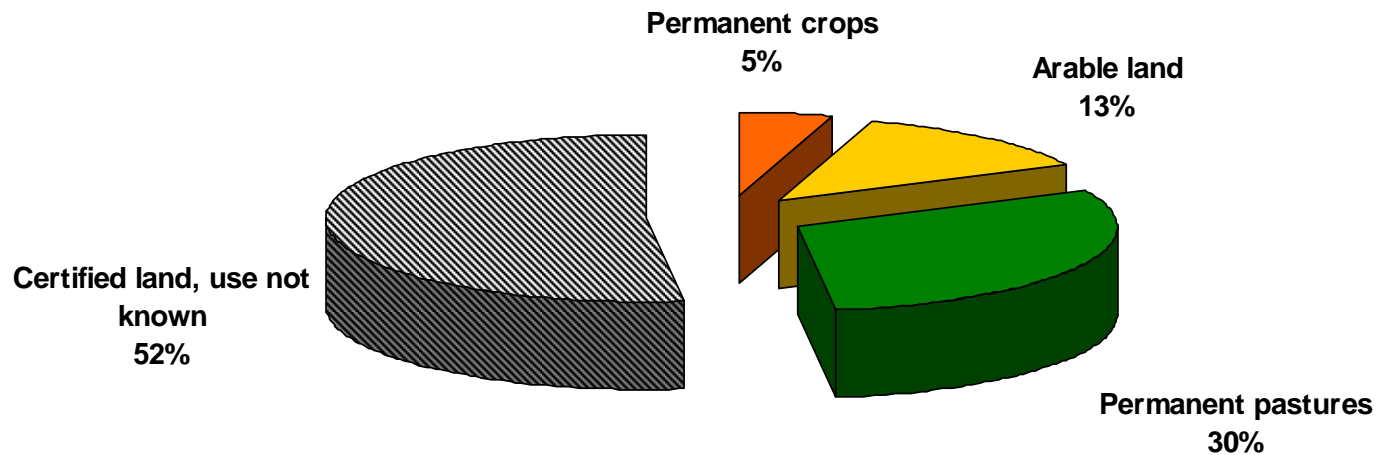
- Other

- **Crop category (ex. cereals, vegetables, fruits and nuts, etc.)**

- **Crop**

Main land uses categories in organic farming worldwide

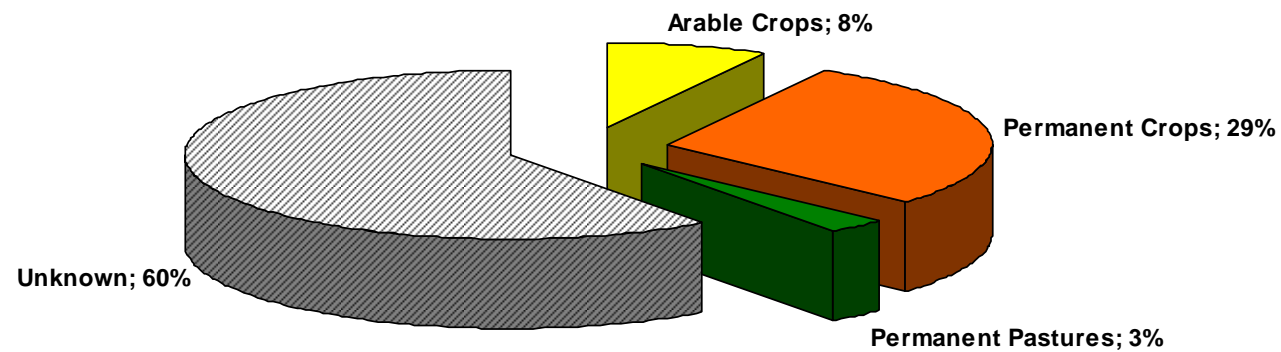
Main land use categories in organic farming world-wide according to the data collected:
Share (%) of the global organic agricultural area



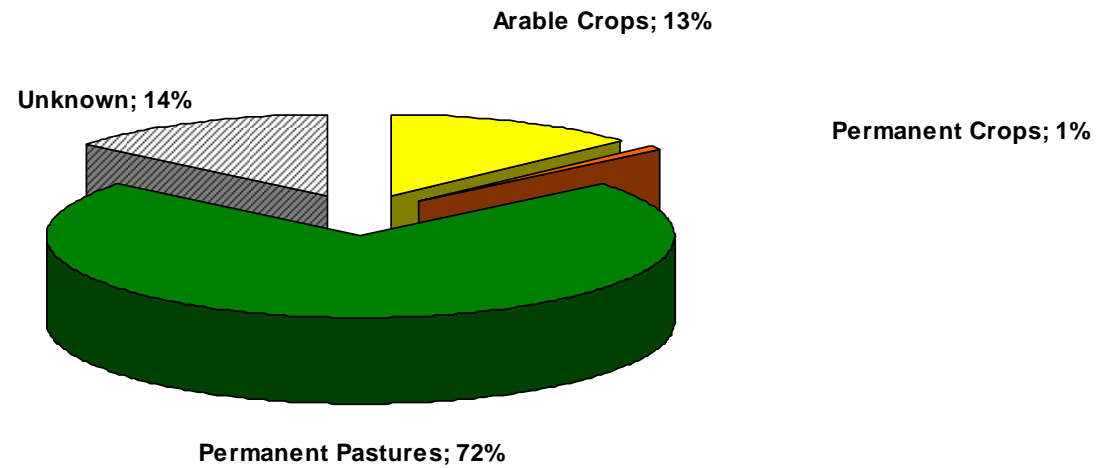
© FiBL, IFOAM, SÖL

Source: FiBL Survey 2005/2006

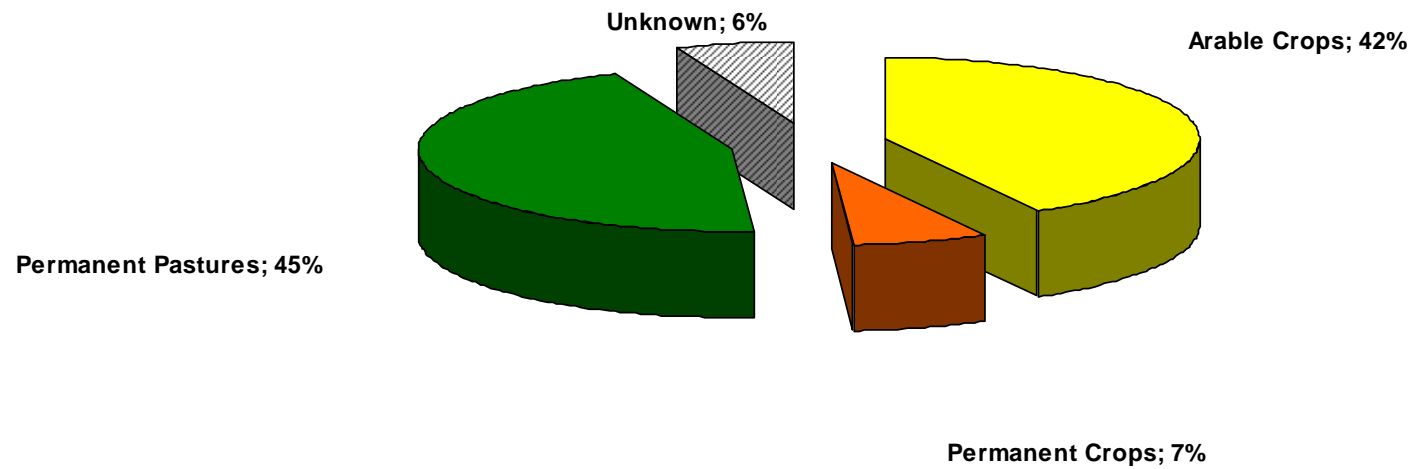
Main Land Use Categories Africa



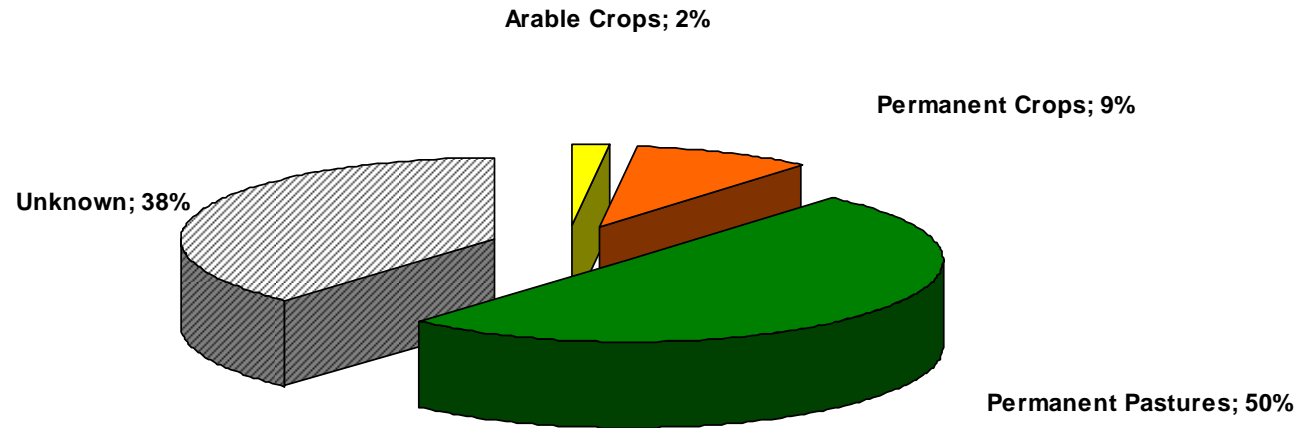
Main land use categories: Asia



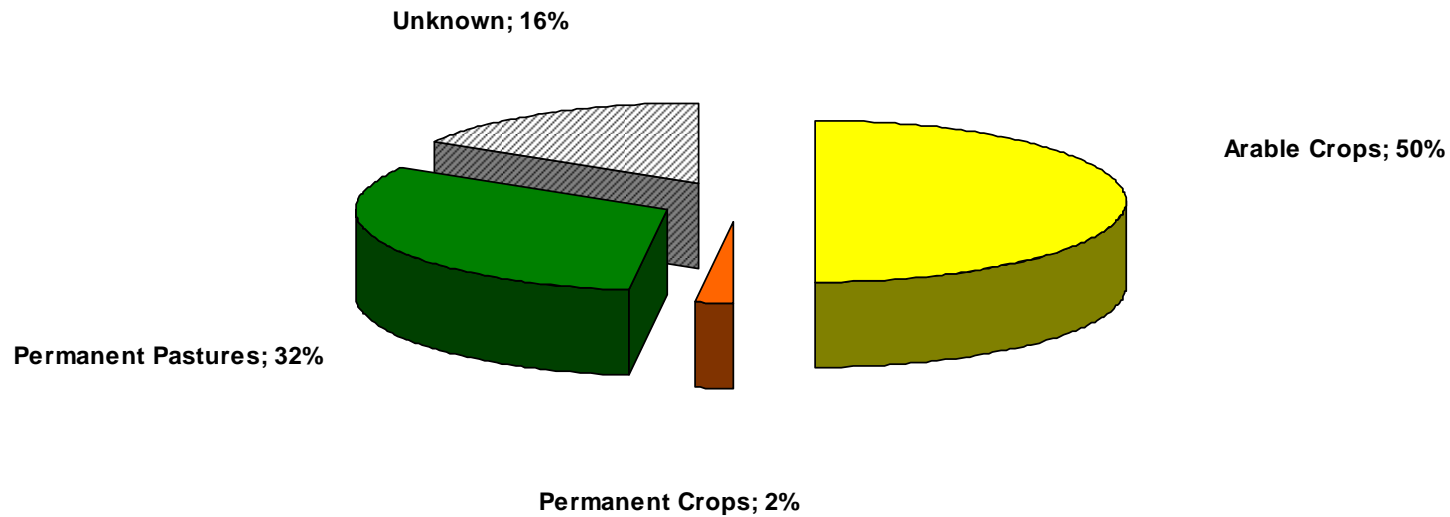
Main land use categories: Europe



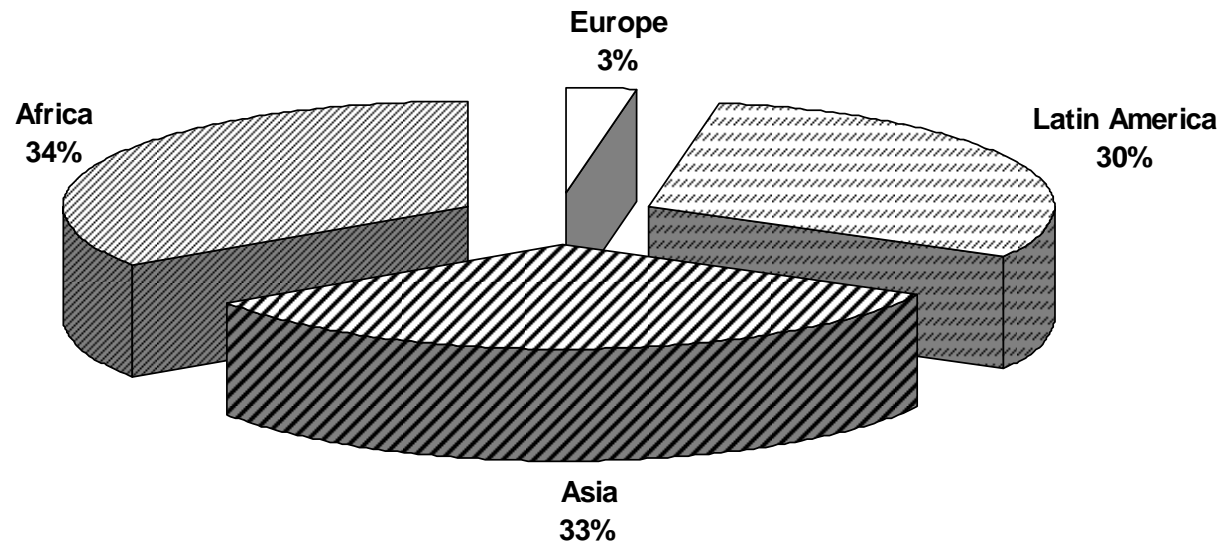
Main land use categories: Latin America



Main land use categories: North America



Wild Collection



© FiBL, IFOAM, SÖL

Source: FiBL Survey 2005/2006

Organic Coffee Area

Country	Year	Hectares
Mexico	2005	147'137
Peru	2004	75'775
Uganda	2004	18'135
Nicaragua	2004	10'282
Colombia	2003	7'531
Guatemala	2003	6'854
Brazil	2003	6'316
Dominican Rep.	2004	6'310
El Salvador	2005	6'000
Bolivia	2003	4'206
Ecuador	2005	3'484
Costa Rica	2004	2'071
Honduras	2003	1823
China	2004	260
Nepal	2004	100
Ghana	2005	55
Panama	2005	40