

EWRS\_NJF seminar on Integrated Weed Management 27-29 January 2014

**The suppression of *Cirsium arvense* and *Elytrigia repens*  
exerted by competitive crops plays a key role for their  
management in organic cropping systems**

---

*Bo Melander*

Department of Agroecology  
Aarhus University  
Research Centre Flakkebjerg  
DK-4200 Slagelse

[bo.melander@agrsci.dk](mailto:bo.melander@agrsci.dk)



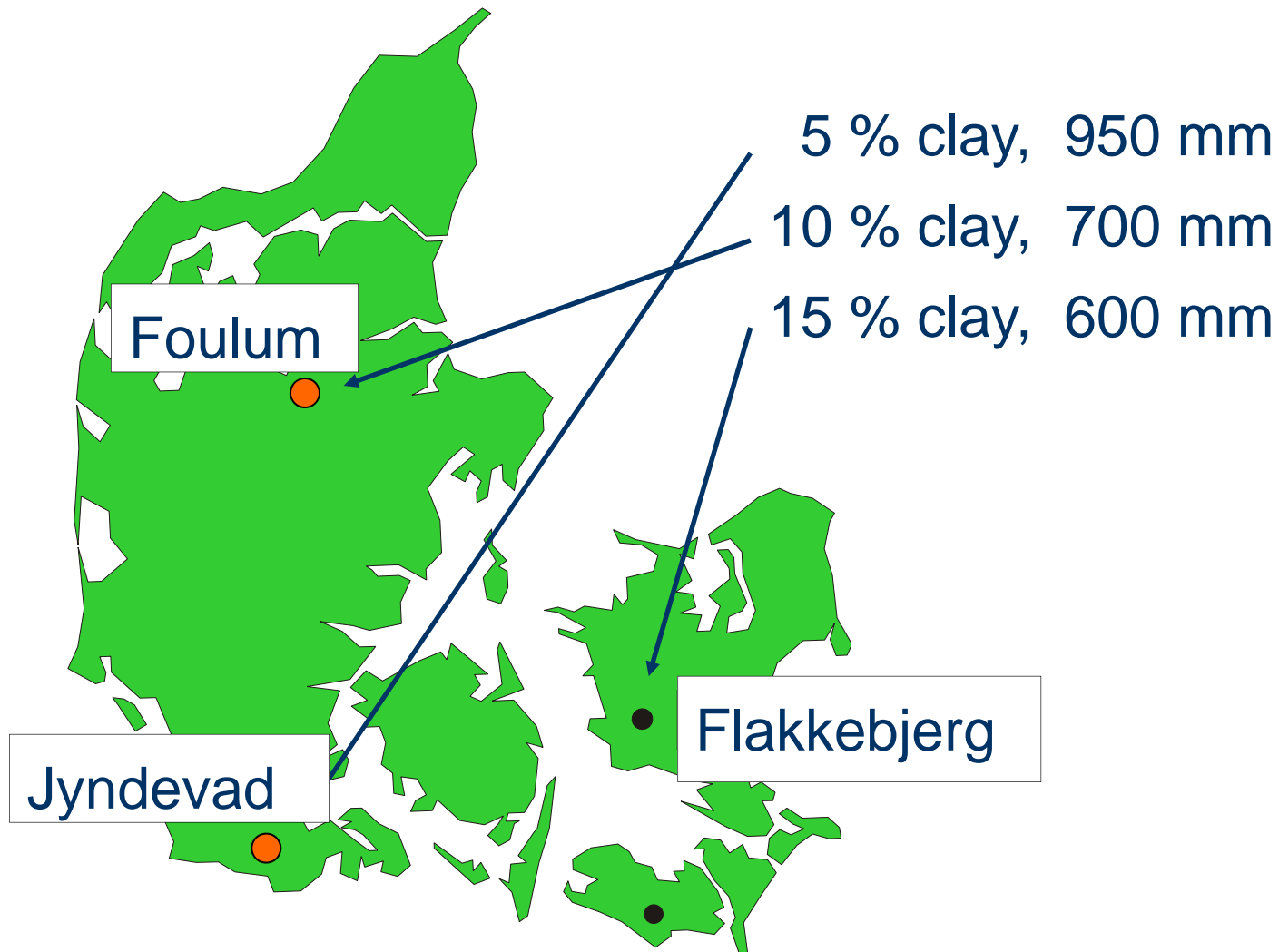
# Results from long-termed organic crop rotation experiments at three locations

## Treatments:

- Crop rotation
- Entry point / sequence
- Manuring
- Catch crop
- Various control tactics




## Organic cropping systems at three locations in DK, 1997-2009



## Major perennial weeds in Danish organic farming

---



Common couch grass (*Elytrigia repens*)



Creeping thistle (*Cirsium arvense*)



Coltsfoot (*Tussilago farfara*)



Sow-thistle (*Sonchus arvensis*)



Docks (*Rumex* spp.)

## Couch grass



## Creeping thistle

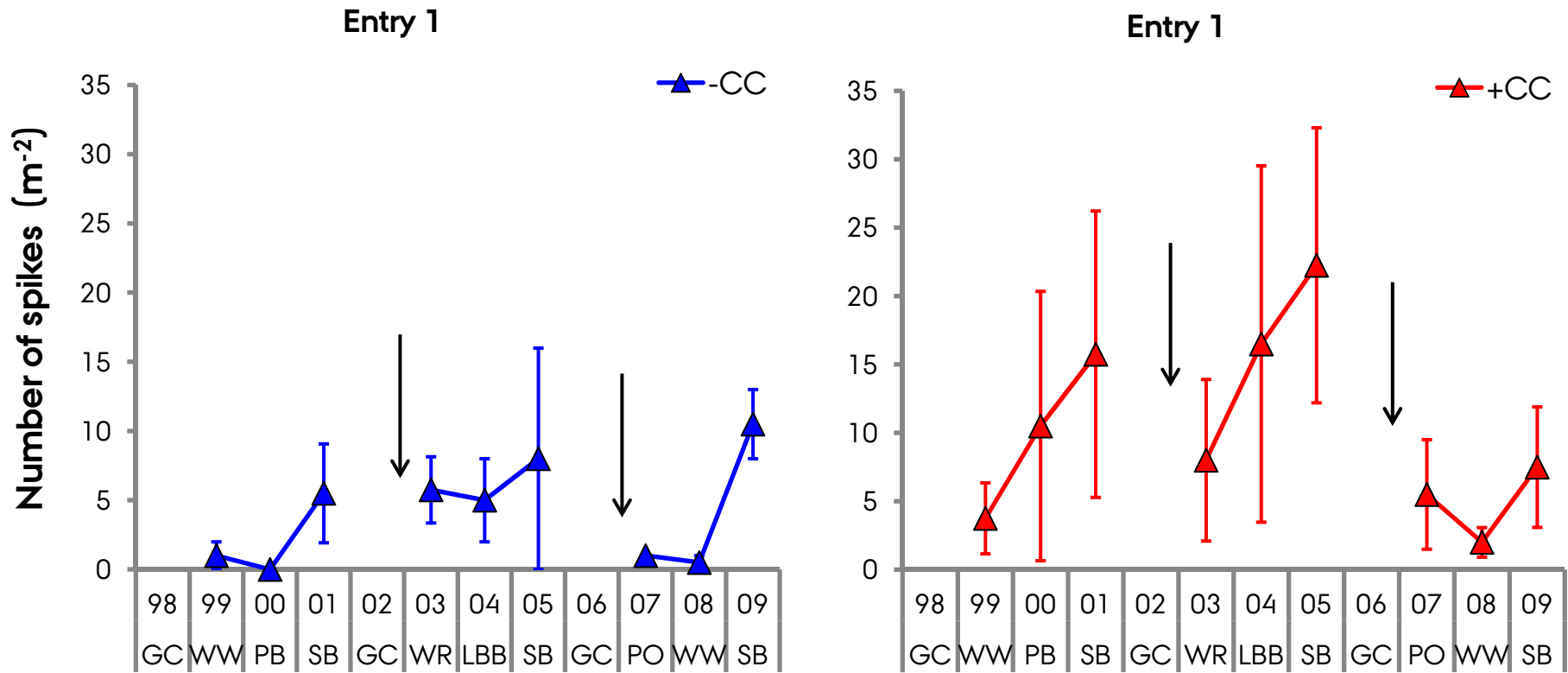


## The cropping systems at Jyndevad, a coarse sand

Cycles	Crop rotation O1	Crop rotation O2
1997-2000	S. barley:ley Grass-clover S. wheat Lupin	S. barley:ley Grass-clover W. wheat Pea:barley
2001-2004	S. barley:ley Grass-clover S. oats Pea:barley	S. barley:ley Grass-clover W. rye Lupin:bean:barley
2005-2009	S. barley Pulse crop Potato W. wheat	S. barley:ley Grass-clover Potato W. wheat

± catch crops, ± manure (slurry)

# Couch grass development in rotation O2 on coarse sand

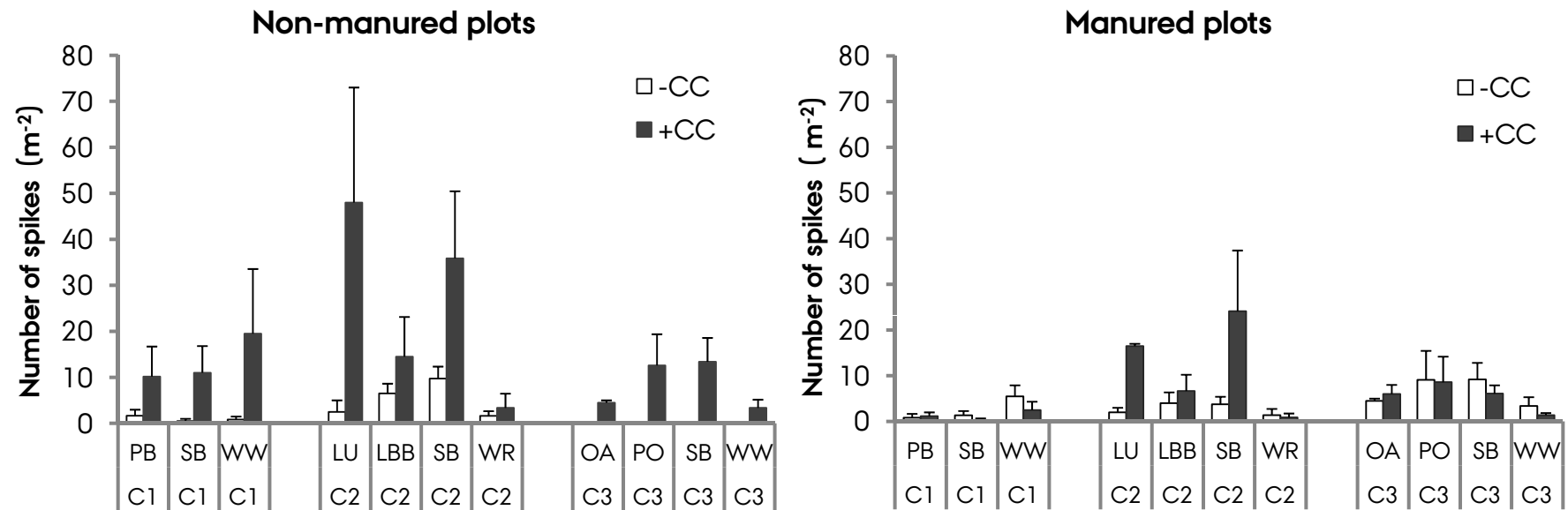


# Couch grass development in three cycles in rotation O2 on coarse sand

C1: 1997-00

C2: 2001-04

C3: 2005-09





## Multiplicative model for calculating the effects of the experimental factors on *E. repens* proliferation

$$Y_t = \alpha \prod_{k=1}^t \left\{ \beta_{i(k)} \prod_{j=1}^3 \gamma_{j(k)}^{n_{jk}} \right\} \quad (1)$$

$$\ln(Y_t + 0.5) \approx \ln(\alpha) + \sum_{k=1}^t \ln(\beta_{i(k)}) + \sum_{k=1}^t \sum_j^3 n_{jk} \ln(\gamma_{j(k)}) + E_t \quad (2)$$

$Y_t$  is the number of spikes in the plot at time  $t$

$\alpha$  is the initial number of spikes in the plot

$\beta_{ik}$  is the effect of crop type  $i$  for year  $k$

$\gamma_{jk}$  is the effect of cultivation category  $j$  for year  $k$

$n_{jk}$  is the number of cultivations of category  $j$  in year  $k$

$E_t$  is a random effect of year  $t$ .

## Statistical output

Effect	Estimate	SE	DDF	<i>t</i> -value	Probt.	Factor
Intercept:	-1.724 <sup>a</sup>	0.803	3.83	-2.15	0.1013	
Feff	-0.224	0.034	155	-6.59	<.0001	0.799
Meff	-0.969	0.443	208	-2.19	0.0297	0.379
Seff(-CC)	-0.157	0.018	200	-8.91	<.0001	0.854
Seff(+CC)	-0.306	0.049	276	-6.27	<.0001	0.736
Fab	0.342	0.261	386	1.31	0.1906	1.408
LupG	1.604	0.410	239	3.91	0.0001	4.975
LupC	1.080	0.234	303	4.61	<.0001	2.945
LBB	2.124	0.251	281	8.45	<.0001	8.363
OatG	0.950	0.367	178	2.59	0.0104	2.587
OatC	1.109	0.386	475	2.87	0.0042	3.032
Pea/Sba	1.275	0.162	290	7.89	<.0001	3.578
SbaB	0.932	0.149	82.6	6.26	<.0001	2.541
SbaC	0.806	0.151	291	5.33	<.0001	2.240
Swh	1.794	0.325	131	5.52	<.0001	6.012
Wry(-CC)	0.536	0.515	239	1.04	0.2992	1.709
Wry(+CC)	-0.355	0.500	237	-0.71	0.4783	0.701
WwhG	1.694	0.343	150	4.93	<.0001	5.440
WwhB	0.710	0.286	254	2.48	0.0136	2.034
FertAll	-0.323	0.126	74.3	-2.56	0.0126	0.724



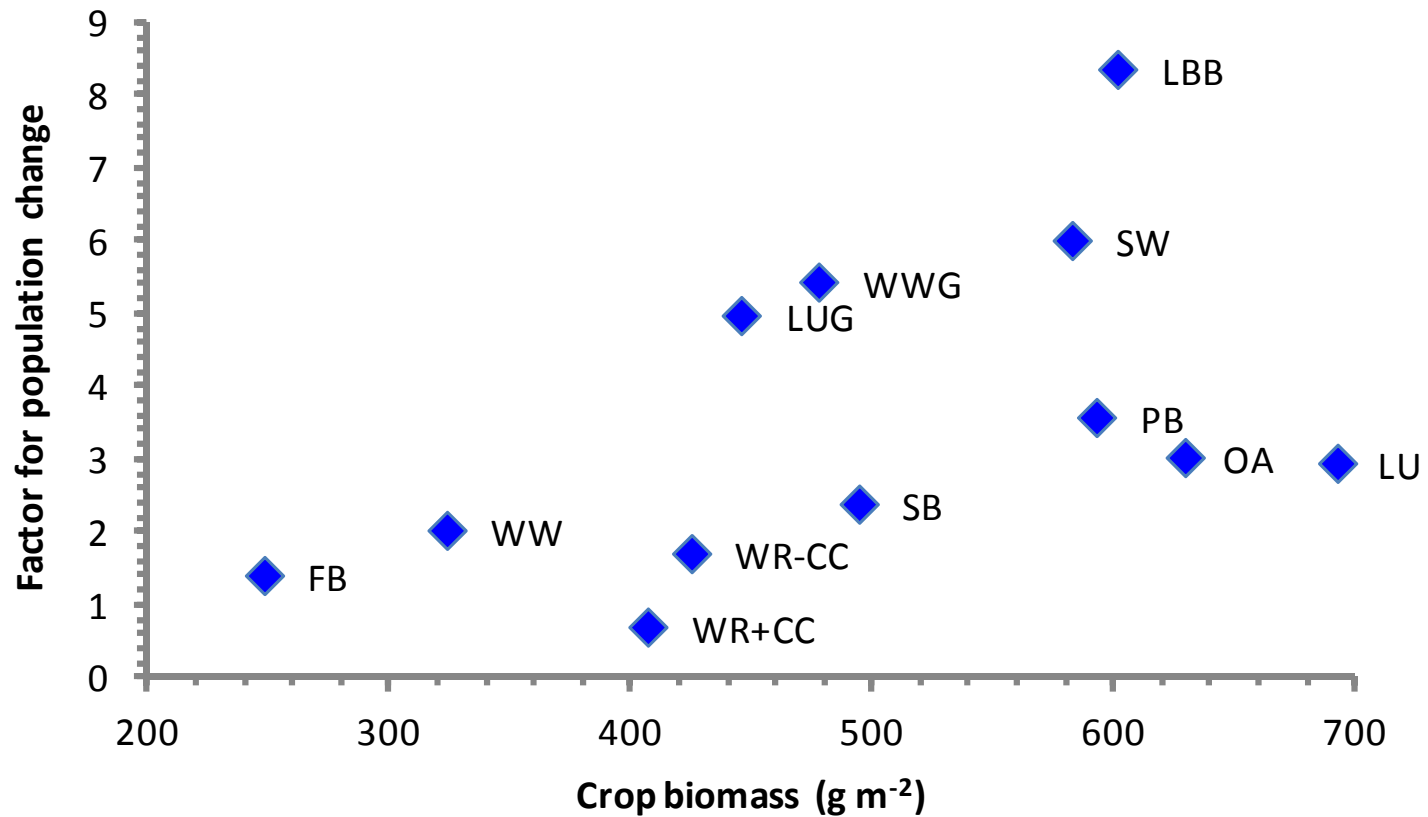
# Factors that promoted Couch-grass growth

No	Factors	Effects
1	Pulse:barley mixture	+736%
2	Spring wheat	+501%
3	Winter wheat / grass-clover as the preceding crop	+444%
4	Lupin / grass-clover as the preceding crop	+397%
5	Oat / cereals as the preceding crop	+203%
7	Lupin / cereals as the preceding crop	+195%
8	Oat / grass-clover as the preceding crop	+158%
9	Spring barley / no cereals as the preceding crop	+154%
10	Spring barley / cereals as the preceding crops	+124%
11	Winter wheat / spring barley as the preceding crop	+103%
12	Winter rye	0%
13	Potatoes	0%

# Factors that reduced the Couch-grass population

No Factors	Effects
1 Mini summer fallow	-62%
2 Stubble cultivation followed by a catch crop	-26%
3 Tine cultivation in spring	-20%
4 Fertilisation	-18%
5 Stubble cultivation without a subsequent catch crop	-14%

# Factor f. population change versus crop biomasses

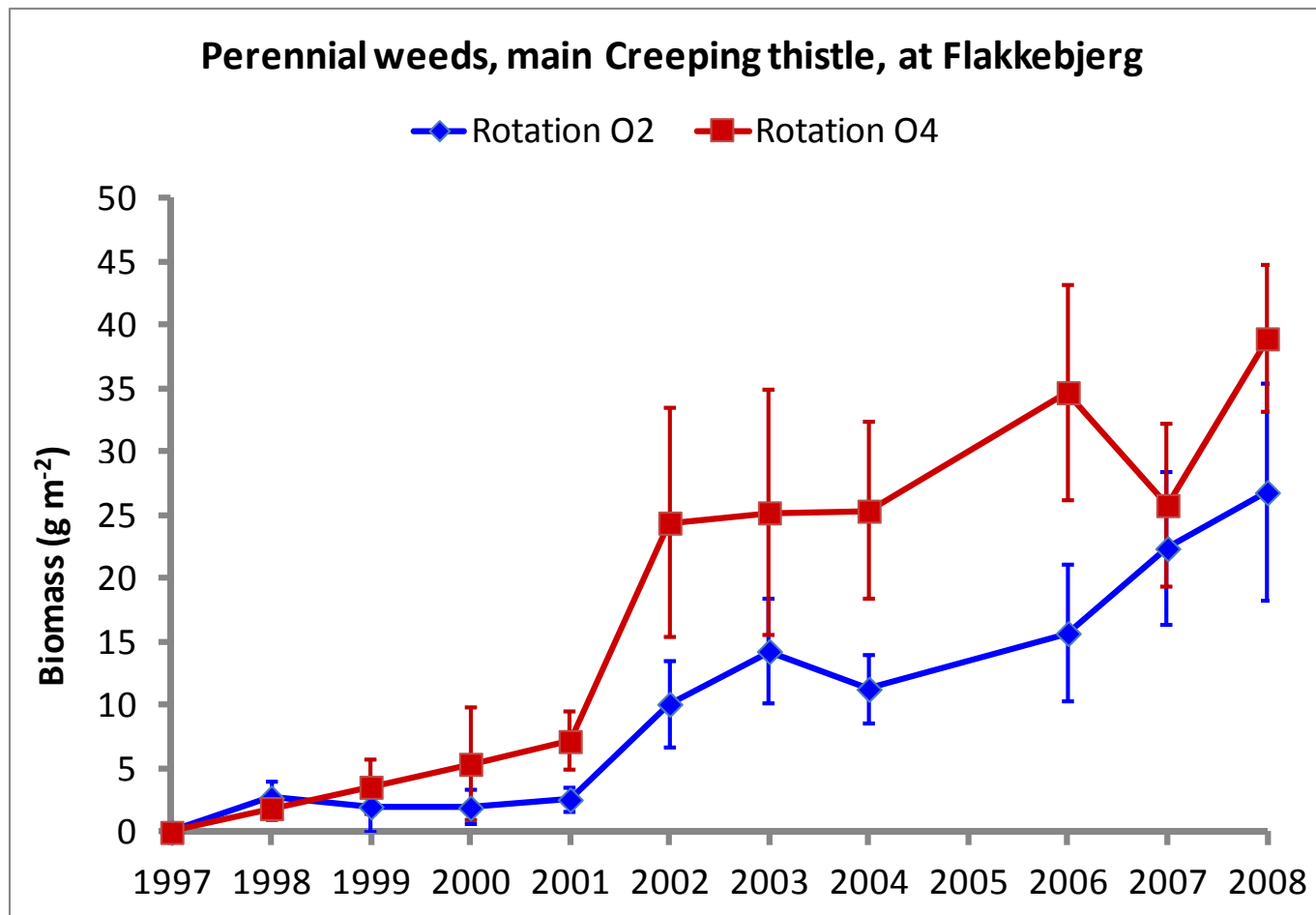


## The cropping systems at Flakkebjerg, a sandy loam

Cycles	Crop rotation O2	Crop rotation O4
1997-2000	S. barley:ley Grass-clover W. wheat Pea:barley	Oat W. wheat W. wheat <sup>1</sup> Pea:barley
2001-2004	S. barley:ley Grass-clover W. wheat Lupin:barley	W. wheat Oat S. barley Lupin <sup>3</sup>
2005-2008	S. barley:ley Grass-clover Potato W. wheat	S. barley Faba bean Potato W. wheat

± catch crops, ± manure (slurry)

# Proliferation of perennial weeds at Flakkebjerg



# Main factors affecting the growth of creeping thistle

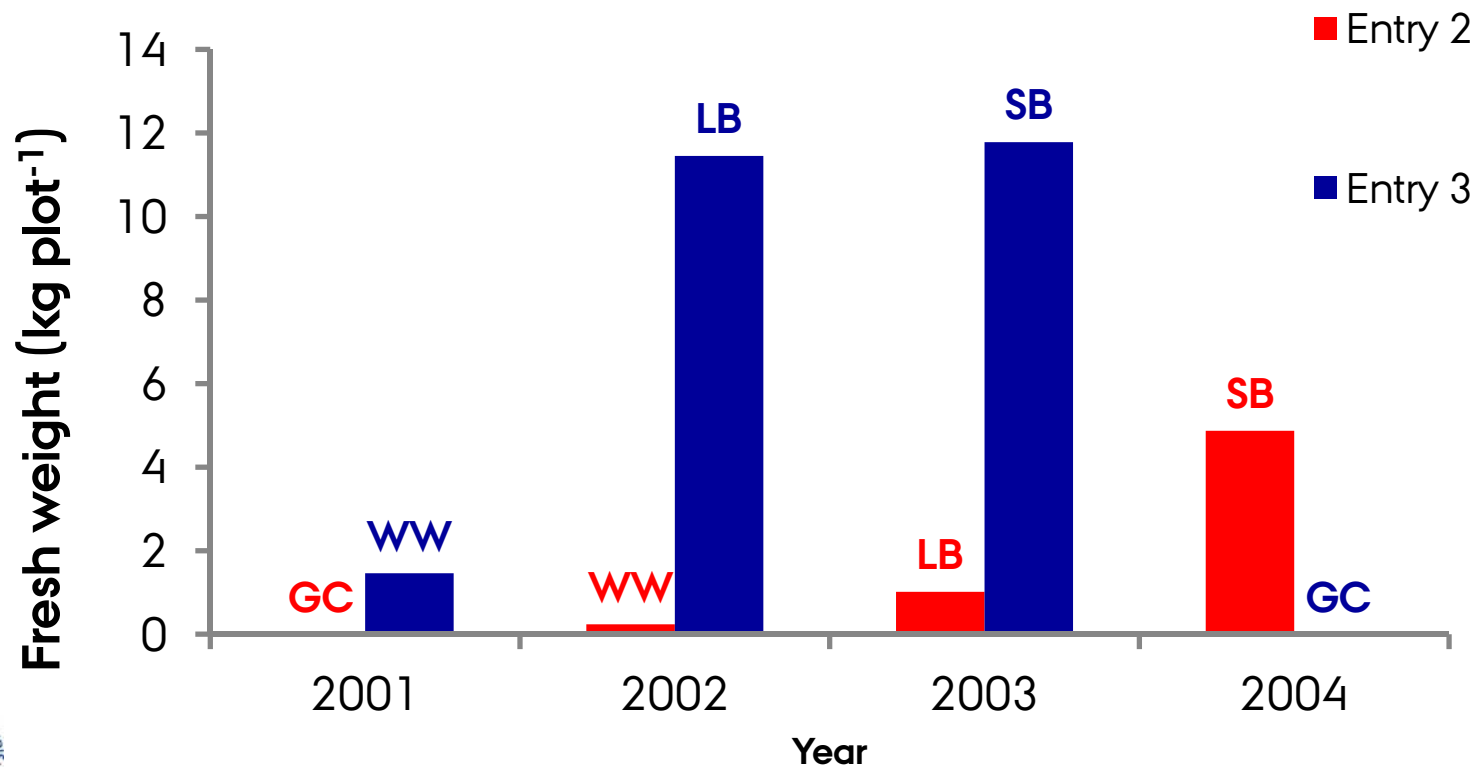
---

- ✓ Crop rotation
- ✓ Entry point, i.e. the specific crop sequence
- Catch crop
- Manure
- Stubble cultivation



## The importance of entry point / crop sequence

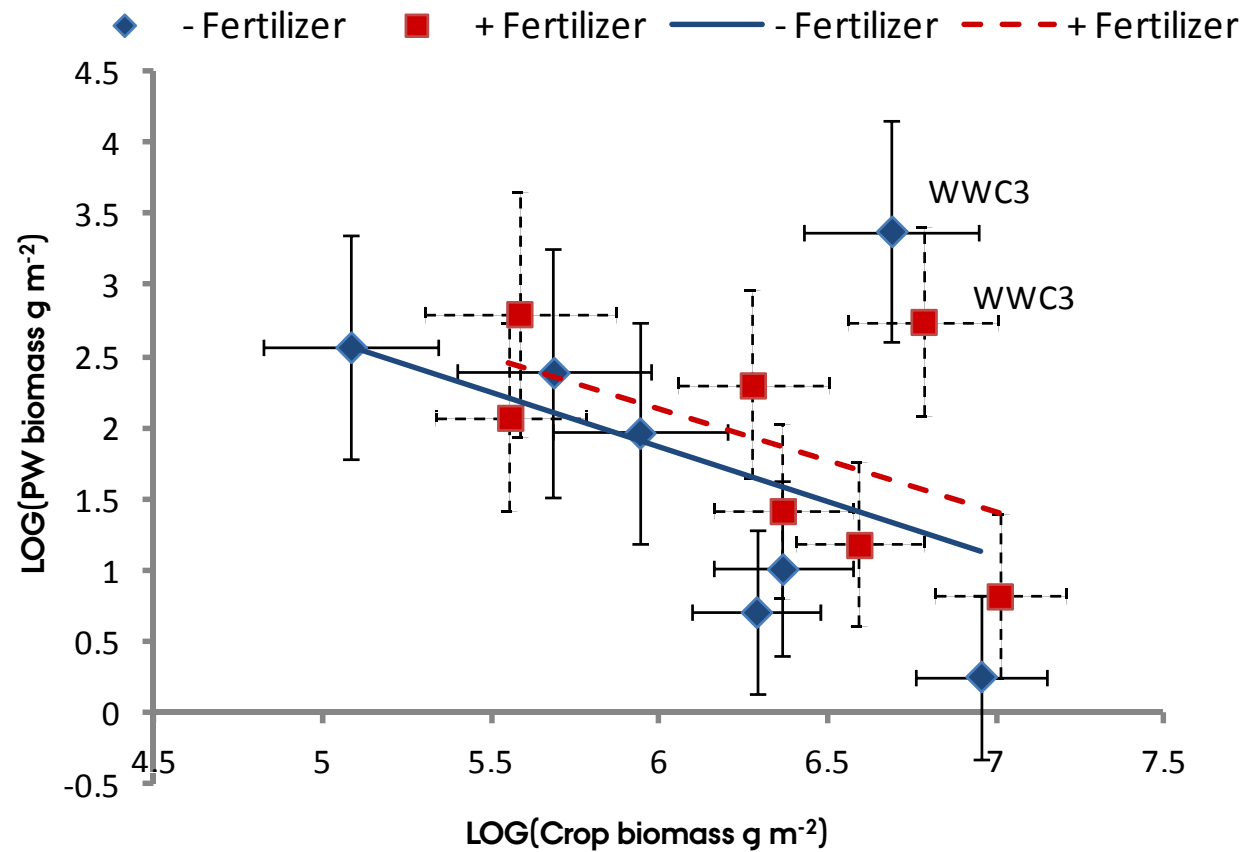
### Creeping thistle in crop rotation O2



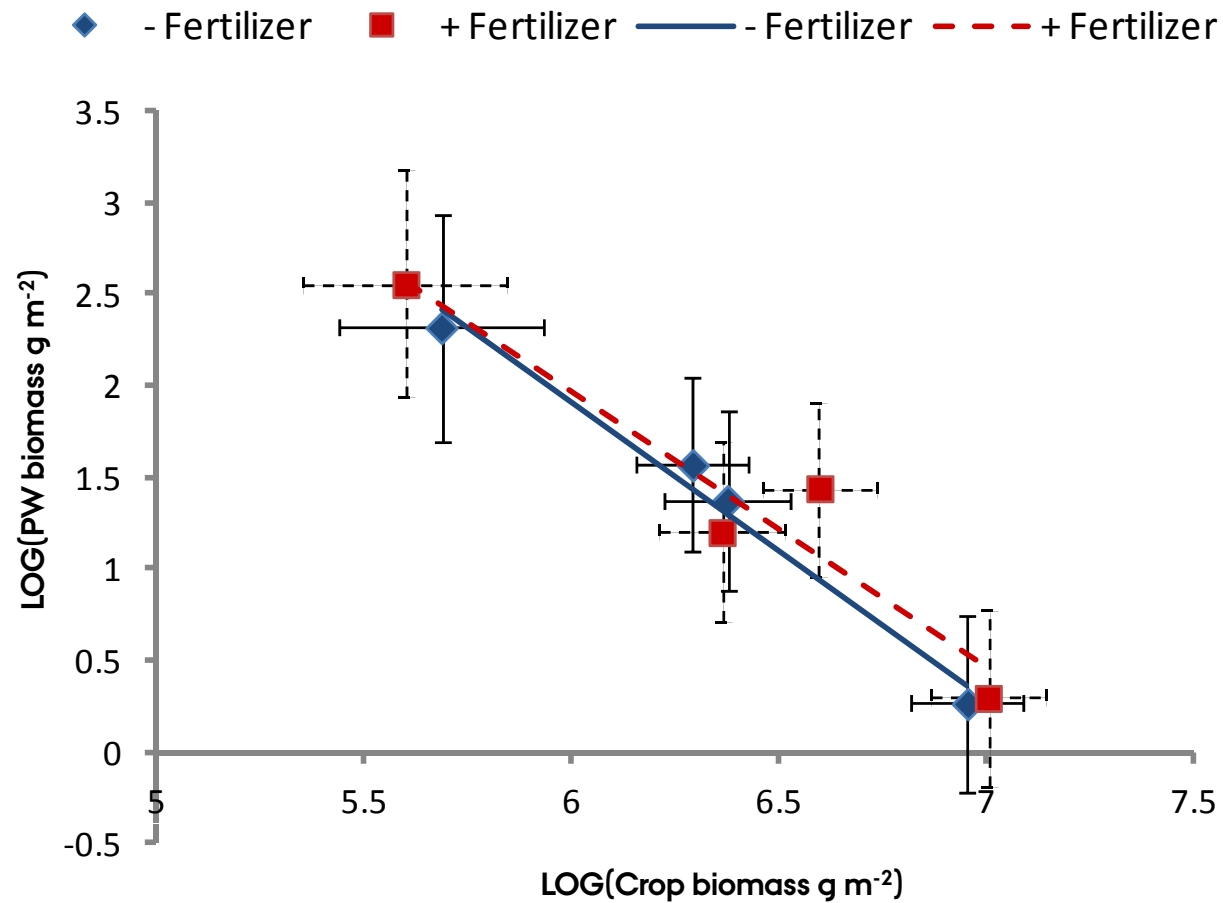
## Crop effects on creeping thistle

Crop	Effects
Lupin	8.9
Lupin:barley	2.6
Winter wheat	2.0
Spring barley	1.0

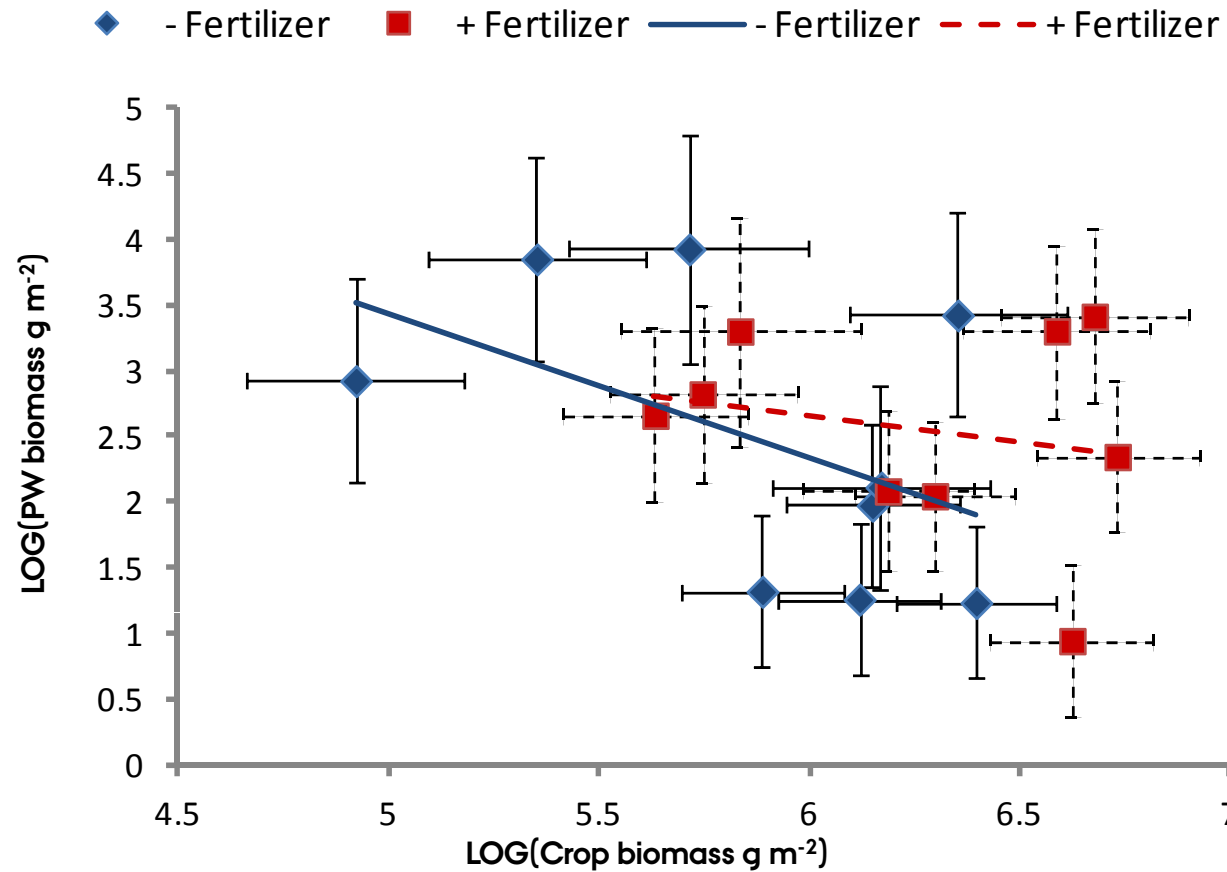
## Perennial weeds biomass versus crop biomass in O2 with grass-clover



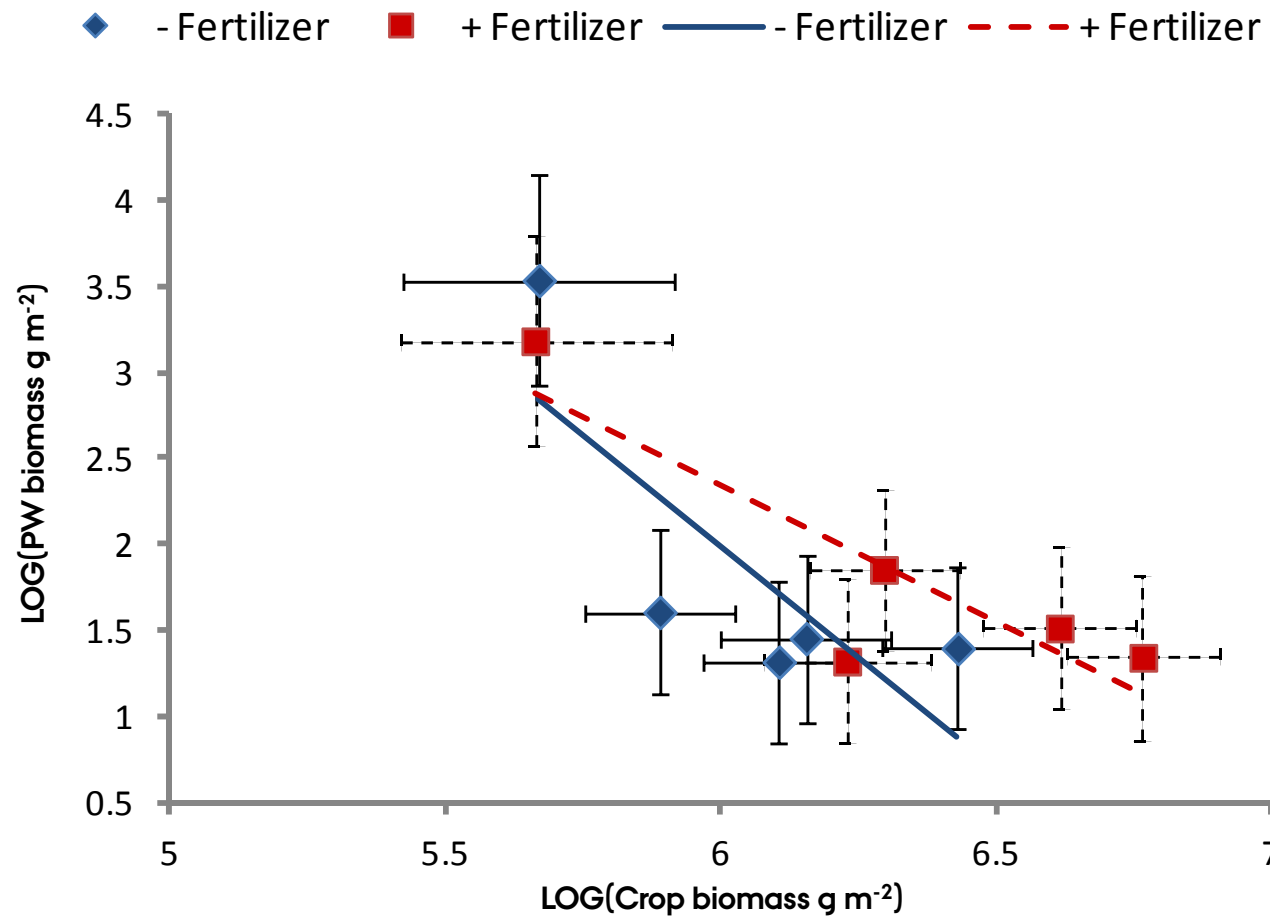
## *C. arvensis* fresh biomass versus crop biomass in O2 with grass-clover



## Perennial weeds biomass versus crop biomass in O4



## *C. arvensis* fresh biomass versus crop biomass in O4



# Competitive crops and biomass



## Competitive crops and catch crops to suppress *C. arvense*

***Cirsium arvense* number, weight and length at different times during the experiment**

Crop 2009	<i>C. arvense</i> , # m <sup>-2</sup>		<i>C. arvense</i> , g m <sup>-2</sup>		<i>C. arvense</i> , mean length in cm July 2010
	June 2009	July 2010	Nov. 2009	July 2010	
Oilseed rape	14.5 <sup>a</sup>	49.0 <sup>a</sup>	21.8 <sup>a</sup>	453.8 <sup>a</sup>	33.2 <sup>a</sup>
Fibre hemp	1.3 <sup>b</sup>	5.3 <sup>b</sup>	0 <sup>a</sup>	61.8 <sup>a</sup>	17.7 <sup>a</sup>
1 <sup>st</sup> year grass- clover	0.3 <sup>b</sup>	6.5 <sup>b</sup>	2.3 <sup>a</sup>	110.2 <sup>a</sup>	32.8 <sup>a</sup>
2 <sup>nd</sup> year grass- clover	0.1 <sup>b</sup>	7.3 <sup>b</sup>	1.1 <sup>a</sup>	72.1 <sup>a</sup>	34.8 <sup>a</sup>

Results within the same column with the same letter are not significantly different at P < 0.05.



## Conclusions

---

- ✓ **Species specific dynamics**
- ✓ **Crop suppression important but different responses to crop attributes**
- ✓ **Crop sequencing crucial to avoid or minimize ‘weak gaps’ and make room for mechanical control**
- ✓ **Fertilization and catch crop**